



REAL TIME ACTIVITY REPORT

EARTHQUAKE AND TSUNAMI IN PALU, DONGGALA AND SIGI



21 July, 2019

Latest Completion Date

HOME

WASH

EFSVL

GENDER

PROTECTION

MEAL

FEEDBACK

- Month
- All
- City/District
- All
- Sub-District
- All
- Village
- All

SUMMARY



WASH



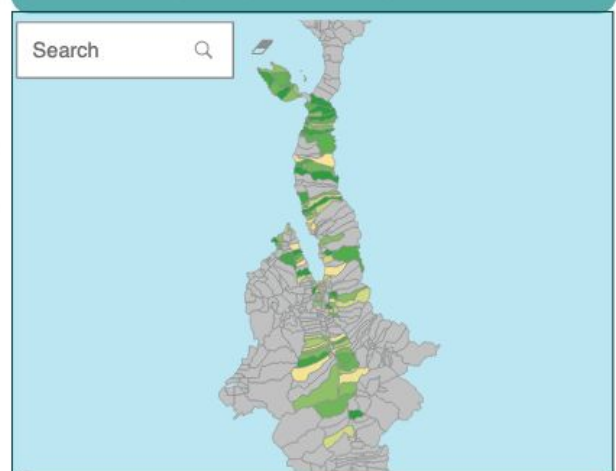
EFSVL



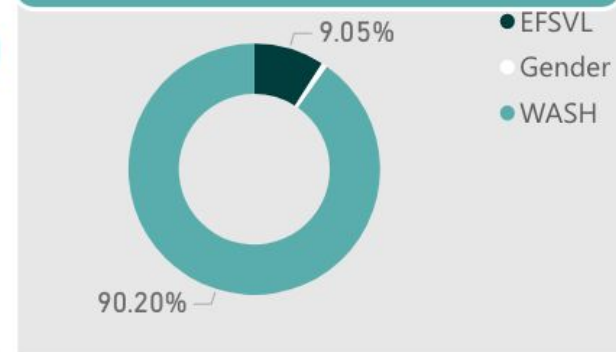
GENDER



SEARCH BY VILLAGE MAP



BENEFICIARIES BY SECTOR





REAL TIME ACTIVITY REPORT

EARTHQUAKE AND TSUNAMI IN PALU, DONGGALA AND SIGI



WASH SUB SECTOR

GO TO DETAIL

SEARCH BY VILLAGE MAP



HOME



WASH



EFSVL



GENDER



PROTECTION




MEAL



FEEDBACK

Hygiene Promotion Beneficiaries



Sanitation Beneficiaries Activity



Water Beneficiaries (w/o trucking - production)



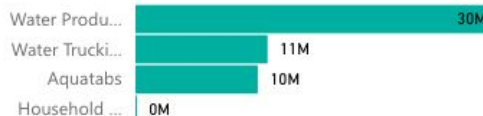
Water Trucking and Production Beneficiaries



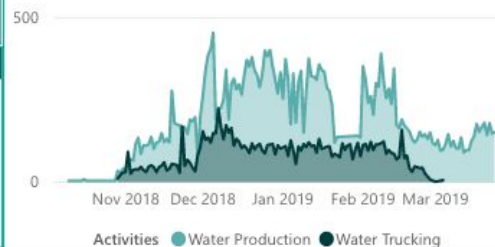
Location

| City/Dist. | Sub-District | Village | Benef |
|--------------|-------------------|-----------|----------------|
| Donggala | Balaesang | Labean | 5 070 |
| Donggala | Balaesang Tanjung | Kamonji | 1 845 |
| Donggala | Balaesang Tanjung | Ketong | 2 695 |
| Donggala | Balaesang Tanjung | Malei | 3 160 |
| Donggala | Balaesang Tanjung | Manimbaya | 1 525 |
| Donggala | Balaesang Tanjung | Palau | 1 325 |
| Donggala | Balaesang Tanjung | Pamolulu | 2 240 |
| Donggala | Balaesang Tanjung | Rano B | 2 125 |
| Donggala | Balaesang Tanjung | Walandano | 1 580 |
| Total | | | 200 354 |

Treated Water Distributed

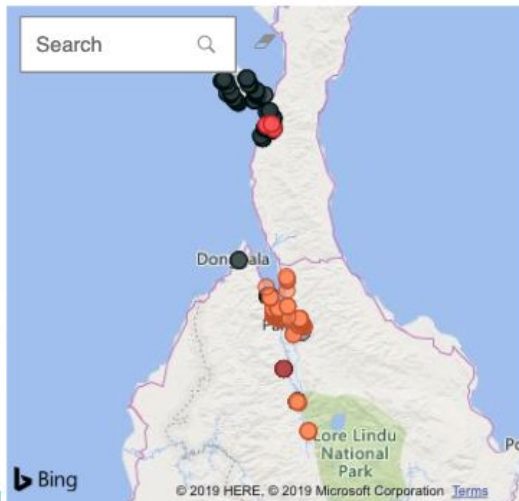


Water Production vs Distribution



● Bathing Cons... ● Emergency ... ● Storage Inst... ● Tap Installati...

Search



Location

| Activities | Code |
|----------------------|--------------------------|
| Bathing Construction | Kamar Mandi Emergency Bn |
| Bathing Construction | Kamar Mandi Emergency Bn |
| Bathing Construction | Kamar Mandi Emergency Bn |
| Bathing Construction | TM |
| Bathing Construction | TM Bangsa 1 |
| Bathing Construction | TM Bangsa 2 |
| Bathing Construction | TM Bangsa 2 |
| Total | |

Month

All

Kabupaten/Ko...

All

Sub-District

All

Village

All



REAL TIME ACTIVITY REPORT

EARTHQUAKE AND TSUNAMI IN PALU, DONGGALA AND SIGI



WASH SUB SECTOR

← BACK

Beneficiaries per Activity

| Hygiene Promotion | Qty | Unit | Beneficiaries |
|----------------------------|--------|-----------|---------------|
| Hygiene Kit Distribution | 24 477 | #unit | 122 385 |
| Non-Food Item Distribution | 3 891 | #unit | 19 455 |
| Tarpuline Distribution | 652 | #unit | 3 260 |
| Wash Committee | 561 | #people | 2 948 |
| C2C Snake Ladders | 30 | #campaign | 1 802 |
| Jerry Can Distribution | 250 | #unit | 1 250 |

| Sanitation | Qty | Unit | Beneficiaries |
|--------------------------------|-----|-------|---------------|
| Bathing Construction | 10 | #unit | 200 |
| Emergency Latrine Construction | 399 | #unit | 8 266 |
| Washing Area | 2 | #unit | 40 |

| Water | Qty | Unit | Beneficiaries |
|---------------------------|--------|---------|---------------|
| Aquatabs | 24 960 | #unit | 41 960 |
| Household Water Treatment | 5 964 | #sachet | 1 420 |
| Pipe Installation | 5 100 | #meter | 1 116 |
| Storage Installed | 52 | #unit | 0 |

| Water Production & Trucking | Sub-Dist. | Village | Beneficiaries |
|-----------------------------|-----------|-----------|---------------|
| Donggala | 4 | 12 | 5 516 |
| Sigi | 6 | 21 | 11 791 |
| Palu | 8 | 17 | 28 714 |
| Total | 18 | 50 | 46 021 |

Location

| City/Dist. | Sub-District | Village | Max Benef |
|--------------|-------------------|-----------|----------------|
| Donggala | Balaesang | Labean | 5 070 |
| Donggala | Balaesang Tanjung | Kamonji | 1 845 |
| Donggala | Balaesang Tanjung | Ketong | 2 695 |
| Donggala | Balaesang Tanjung | Malei | 3 160 |
| Donggala | Balaesang Tanjung | Manimbaya | 1 525 |
| Donggala | Balaesang Tanjung | Palau | 1 325 |
| Donggala | Balaesang Tanjung | Pomolulu | 2 240 |
| Donggala | Balaesang Tanjung | Rano B | 2 125 |
| Donggala | Balaesang Tanjung | Walandano | 1 580 |
| Total | | | 200 354 |

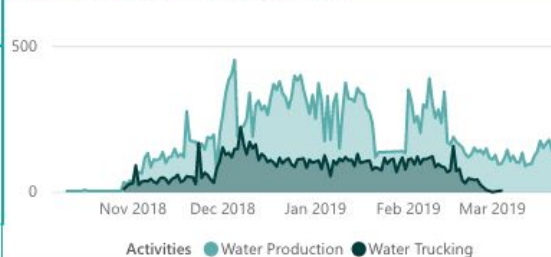
Treated Water Produced

| Water | Total Liter |
|------------------|-------------------|
| Water Production | 29 642 500 |
| Total | 29 642 500 |

Treated Water Distributed

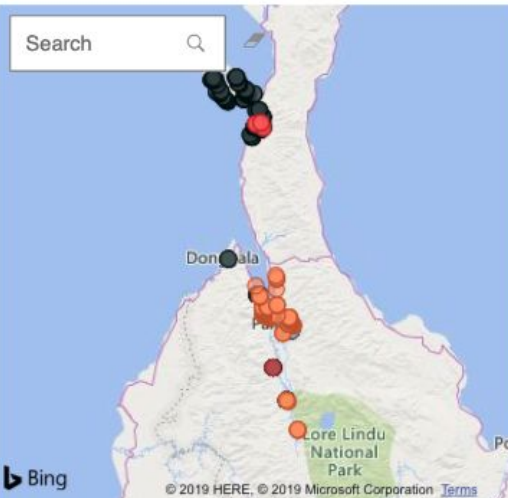
| Water | Total Liter |
|---------------------------|-------------------|
| Aquatabs | 9 984 000 |
| Household Water Treatment | 119 280 |
| Water Trucking | 10 782 110 |
| Total | 20 885 390 |

Water Production vs Distribution



SEARCH BY VILLAGE MAP

● Bathing Cons... ● Emergency ... ● Storage Inst... ● Tap Installati...



| Activities | Code | Qty |
|----------------------|------------------------------|-----|
| Bathing Construction | Kamar Mandi Emergency Bng 01 | 1 |
| Bathing Construction | Kamar Mandi Emergency Bng 02 | 1 |
| Bathing Construction | Kamar Mandi Emergency Bng 03 | 1 |
| Bathing Construction | TM | 1 |
| Bathing Construction | TM Bangsa 1 | 1 |
| Bathing Construction | TM Bangsa 2 | 1 |
| Bathing Construction | TM bangsa 3 | 1 |
| Bathing Construction | TM Bangsa 4 | 1 |
| Bathing Construction | TM Bangsa 5 | 1 |

HOME

WASH

EFSVL

GENDER

PROTECTION

MEAL

FEEDBACK

Month

All

Kabupaten/Ko...

All

Sub-District

All

Village

All



REAL TIME ACTIVITY REPORT

EARTHQUAKE AND TSUNAMI IN PALU, DONGGALA AND SIGI

JEJARING MITRA KEMANUSIAAN



21 July, 2019

Latest Completion Date

- HOME
- WASH
- EFSVL
- GENDER
- PROTECTION
- MEAL
- FEEDBACK

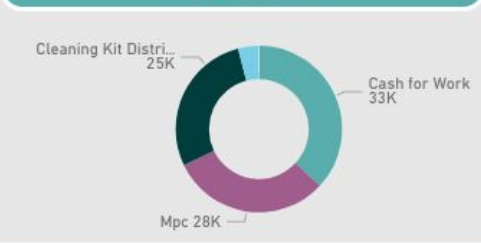
SUMMARY



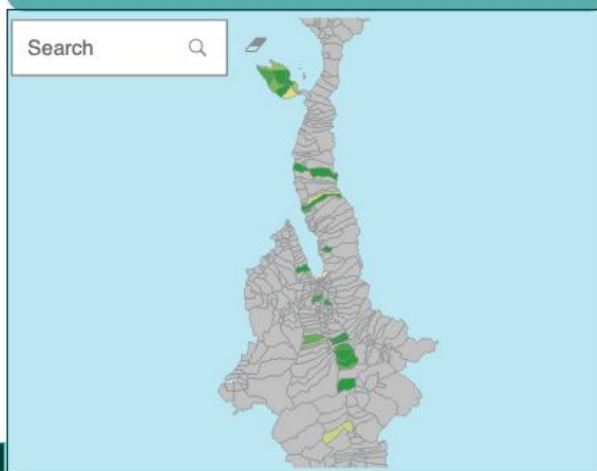
EFSVL



BENEFICIARIES



SEARCH BY VILLAGE MAP

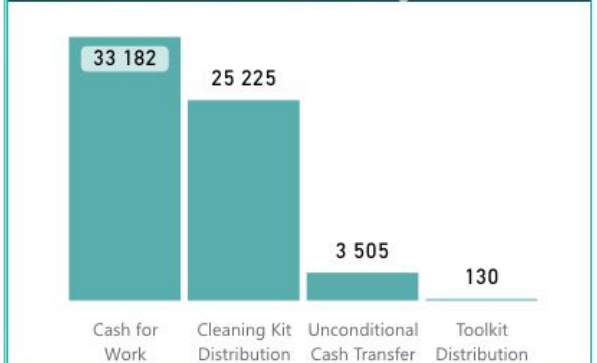


- Month: All
- Kabupaten/Ko...: All
- Sub-District: All
- Village: All

Table Details

| City/District | Sub-District | Village | Activities | Qty | Unit |
|---------------|-------------------|-----------|-----------------------------|--------|------------|
| Donggala | Balaesang Tanjung | Kamonji | Mpc | 369.00 | IDR |
| Donggala | Balaesang Tanjung | Ketong | Mpc | 511.00 | #household |
| Donggala | Balaesang Tanjung | Malei | Mpc | 632.00 | IDR |
| Donggala | Balaesang Tanjung | Manimbaya | Mpc | 305.00 | IDR |
| Donggala | Balaesang Tanjung | Palau | Mpc | 263.00 | IDR |
| Donggala | Balaesang Tanjung | Pomolulu | Cash for Work | 312.00 | #household |
| Donggala | Balaesang Tanjung | Pomolulu | Cleaning Kit Distribution | 312.00 | #kit |
| Donggala | Balaesang Tanjung | Pomolulu | Unconditional Cash Transfer | 75.00 | #household |
| Donggala | Balaesang Tanjung | Rano B | Cash for Work | 331.00 | #household |
| Donggala | Balaesang Tanjung | Rano B | Cleaning Kit Distribution | 32.00 | #kit |
| Donggala | Balaesang Tanjung | Rano B | Unconditional Cash Transfer | 72.00 | #household |
| Donggala | Balaesang Tanjung | Walandano | Cash for Work | 39.00 | #household |

EFSVL Beneficiaries *double counting*





REAL TIME ACTIVITY REPORT

EARTHQUAKE AND TSUNAMI IN PALU, DONGGALA AND SIGI

JEJARING MITRA KEMANUSIAAN

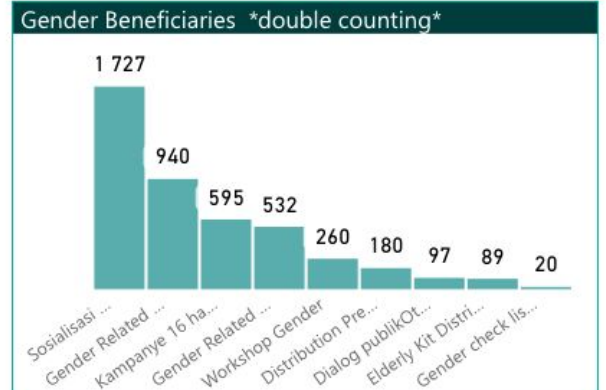
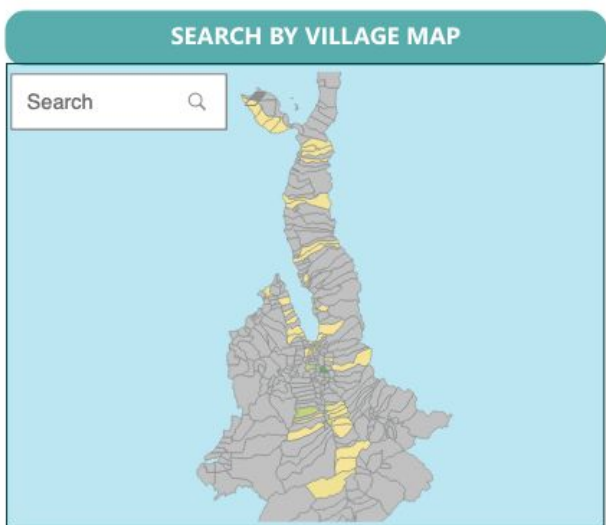
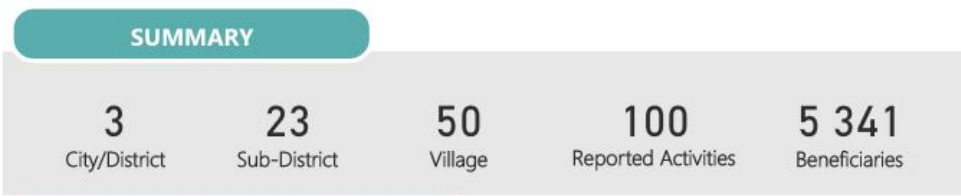


21 July, 2019

Latest Completion Date

- HOME
- WASH
- EFSVL
- GENDER
- PROTECTION
- MEAL
- FEEDBACK

- Month
 - All
- Kabupaten/Ko...
 - All
- Sub-District
 - All
- Village
 - All





FEEDBACK MECHANISM - ACCOUNTABILITY

EARTHQUAKE AND TSUNAMI IN PALU, DONGGALA AND SIGI



[GO TO DETAIL](#)

HOME

WASH

EFSVL

GENDER

PROTECTION

MEAL

FEEDBACK

- Month
- All
- City/District
- All
- Sub-District
- All
- Village
- All

62

TOTAL FEEDBACK RECEIVED



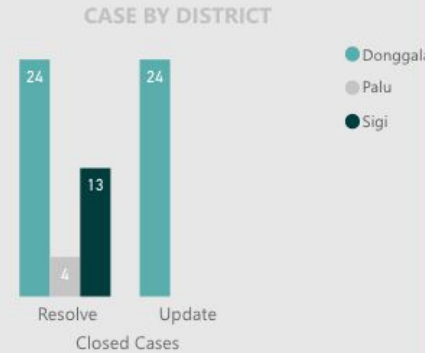
62

TOTAL CASES



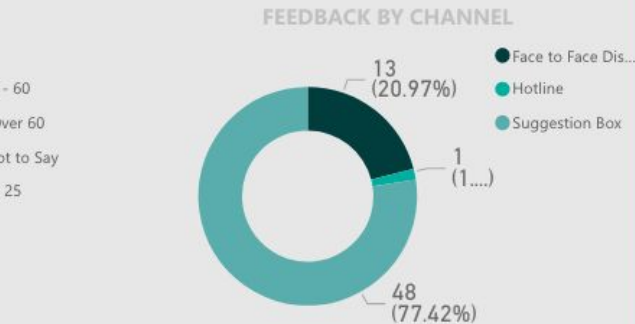
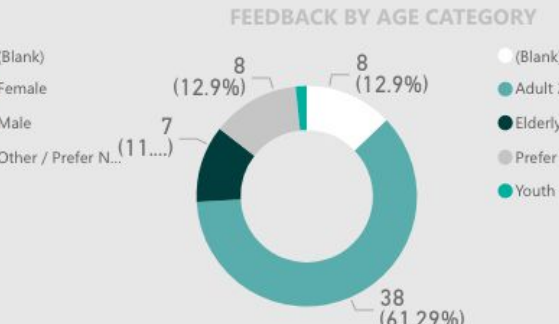
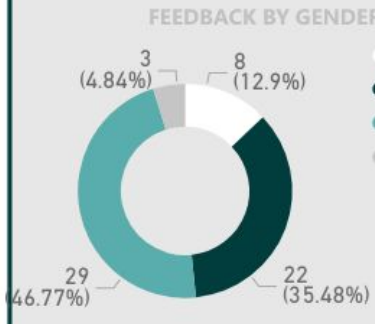
46

TOTAL RESOLVE CASES



16

TOTAL PENDING CASES





FEEDBACK MECHANISM - ACCOUNTABILITY

EARTHQUAKE AND TSUNAMI IN PALU, DONGGALA AND SIGI

JEJARING MITRA KEMANUSIAAN



HOME

WASH

EFSVL

GENDER

PROTECTION

MEAL

FEEDBACK

Month

All

City/District

All

Sub-District

All

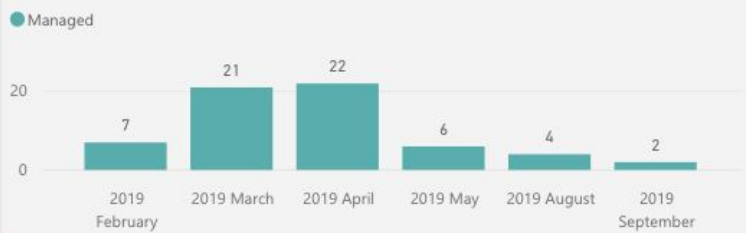
Village

All

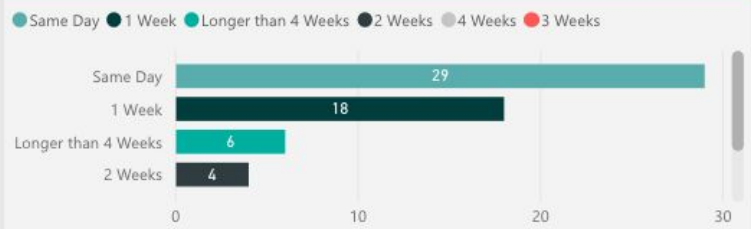
Number of Submissions by Year and Month



Number Closed by Month



Time Taken to Close Cases



Age of Open Cases



CATEGORY BY GENDER

| Category | Female | Male | Other / Prefer Not to Say | Total |
|------------------------|----------|-----------|---------------------------|-----------|
| Request for Assistance | 3 | 7 | 12 | 24 |
| Positive Feedback | 2 | 10 | 9 | 21 |
| Minor Dissatisfaction | | 1 | 3 | 4 |
| Major Dissatisfaction | 3 | 4 | 5 | 13 |
| Total | 8 | 22 | 29 | 62 |

CATEGORY STATUS

| Category | Managed | Total |
|------------------------|-----------|-----------|
| Major Dissatisfaction | 13 | 13 |
| Minor Dissatisfaction | 4 | 4 |
| Positive Feedback | 21 | 21 |
| Request for Assistance | 24 | 24 |
| Total | 62 | 62 |